



District Report Card: 2017


State: Jharkhand	District: Chatra
Class: 5	Subject: Language
Schools: 61	Students: 985


Participation/Coverage


Students

<div>GENDER</div> <div></div>	Boys		Girls	
	Number	%	Number	%
	478	48.53	507	51.47

<div>AREA</div> <div></div>	Rural		Urban	
	Number	%	Number	%
	941	95.53	44	4.47

<div>CATEGORY</div> <div></div>	SC		ST		OBC		GEN	
	Number	%	Number	%	Number	%	Number	%
	441	44.77	14	1.42	441	44.77	89	9.04

<div>CWSN</div> <div></div>	LD	VI	HI	S&LD	ID	Oth
	1	6	5	1	4	32

<div>Management</div> <div></div>	Government		Government-aided	
	Number	%	Number	%
	955	96.95	30	3.05

Average Performance of Students in Language (%)

Overall	Gender		Area		Management		Social Group			
	Male	Female	Rural	Urban	Govt.	Aided	SC	ST	OBC	GEN
59.93	59.58	60.26	60.28	52.58	59.27	81.11	58.88	75.24	60.54	59.70

Performance on Learning Outcomes (LOs)

Learning Outcomes	Description	Average Performance(%)
L504	Reads and comprehends independently storybooks, news items/ headlines, advertisements etc.	55.39
L508	Reads text with comprehension, locates details and sequence of events	62.20

Range of Performance of Students who Answered Correctly							
Below 30%		30% - 50%		50% - 75%		Above 75%	
Number	%	Number	%	Number	%	Number	%
100	10.15	211	21.42	430	43.65	244	24.77

Lowest Performing Learning Outcomes (LOs)

- 1 - Reads and comprehends independently storybooks, news items/ headlines, advertisements etc. (55.39)
- 2 - Reads text with comprehension, locates details and sequence of events (62.20)